Deactivate Embedded YouTube Videos on Google Sites with GAT Shield

URL Filtering · https://gatlabs.com/knowledge/tech-tips/deactivate-embedded-youtube-videos-in-google-sites/

GAT Shield YouTube > Block Embedded Videos

With **GAT Shield** and its **YouTube Access** feature, a Google Workspace administrator can disable the option to play YouTube videos embedded on any site, including Google Slides.

Even with the YouTube site blocked by the GAT Shield Site Access Control rule, domain users or school students may still attempt to bypass this rule.

They do this by playing videos embedded on one of the Google sites.

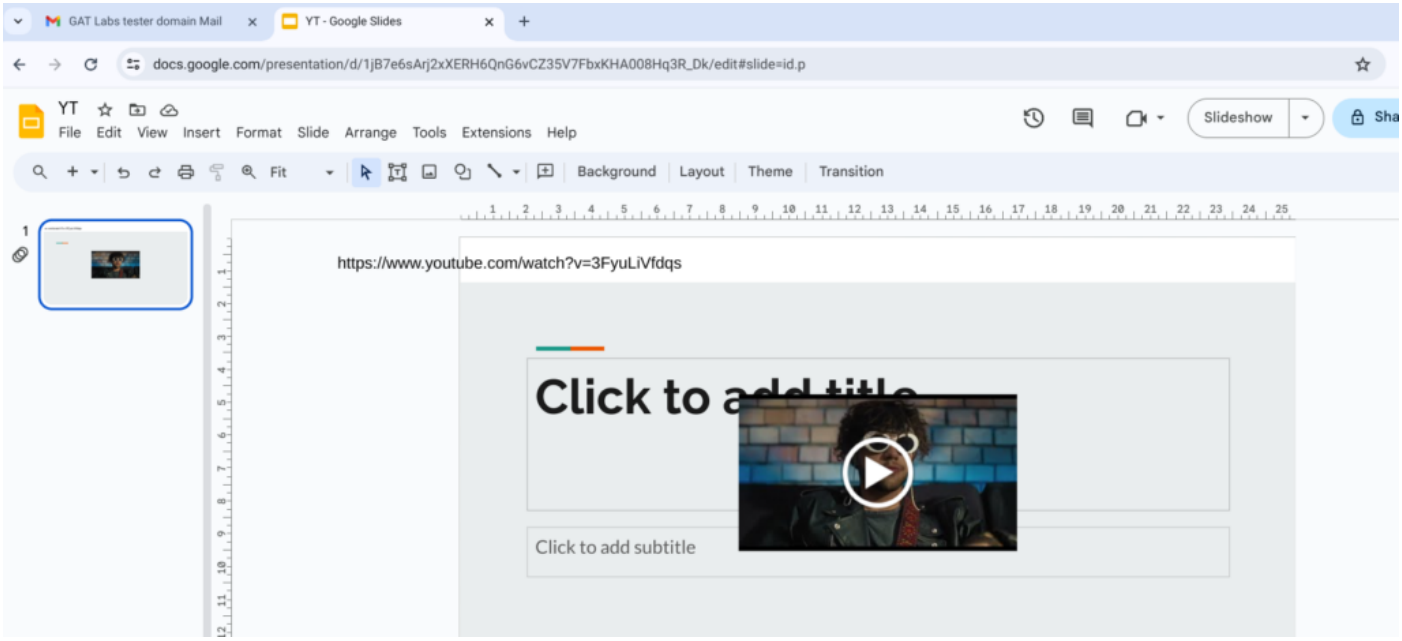

With the Additional Blocking functionality of **GAT Shield YouTube Access**, your domain gains enhanced protection against rule violations, ensuring such bypass attempts won't happen again.

Deactivate Embedded YouTube Videos on Google Sites

Navigate to **GAT Shield > Configuration > YouTube > Block Embedded Videos** configuration section.

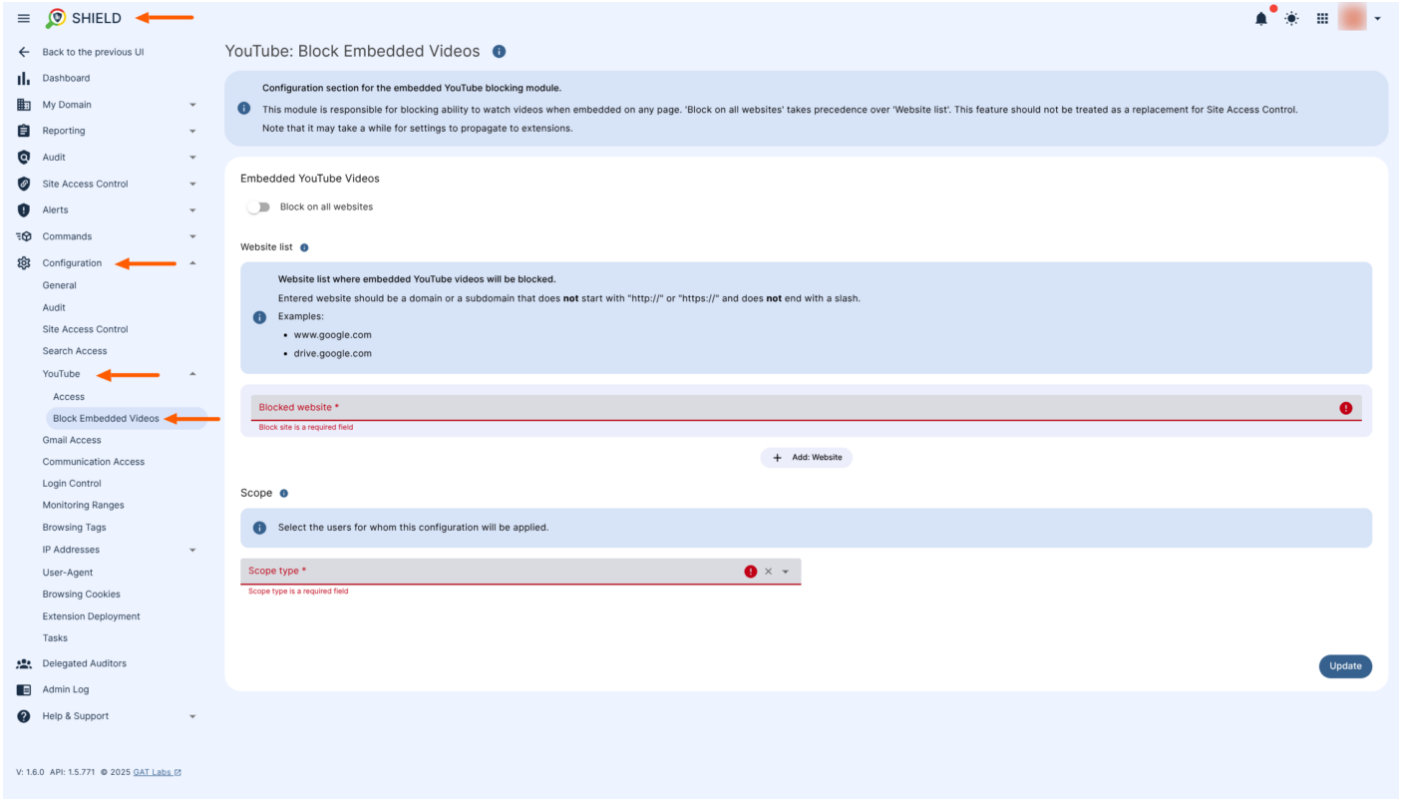

Configuration section for the embedded YouTube blocking module is responsible for blocking ability to watch videos when embedded on any page. 'Block on all websites' takes precedence over 'Website list'. This feature should not be treated as a replacement for Site Access Control.
NOTE: It may take a while for settings to propagate to extensions.

Deactivate Embedded YouTube Videos on Specific Sites(s)

Next, choose whether to block embedded videos on all websites, if so, toggle the **Block on all websites** button. If you only want to block embedded videos on specific sites, leave the switch off.

To block embedded videos on specific sites such as Google Slides or Google docs, go to the **Blocked Website** field and enter the site(s) where you want to deactivate embedded videos.

Click on **+ Add Website** to enable additional fields and include more sites in the scope of this rule.

Entered website should be a domain or a subdomain that does not start with "http://" or "https://" and does not end with a slash.
Examples:

- www.google.com
- drive.google.com

To finish, select the **Scope** such as the organization unit and its sub units, and click on **Update** the configuration.

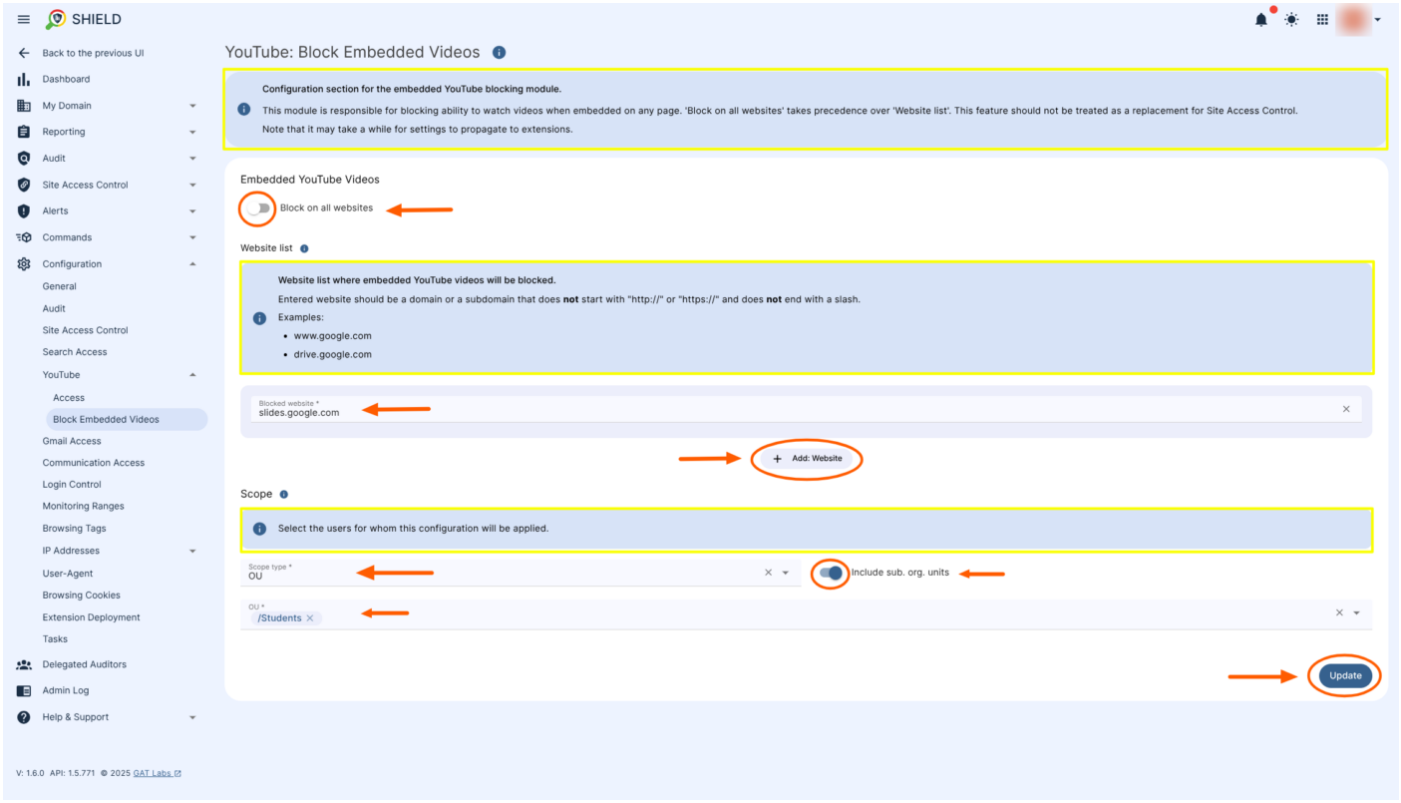

Results

As a result of the above configurations, a domain user/ student won't be able to play embedded YouTube videos, as GAT Shield deactivated them all.

The videos will be unavailable.

